

Primary One

Week beginning Monday 6th of April

Enjoy this week's learning! Remember, make the most of your time together, have fun, and just do what you can!

Suggested activities:

Reading

A fun song to learn this week 'Chick,chick,chicken. Maybe listen to it on youtube CBeebies songs/Something Special Chick Chicken.

Read a story from www.oxfordowl.co.uk login details Class Name: Class reading Password: killough. "Top Dog there are two activities with this book. One activity is picture sentence matching the other is finding all the words with the 'O' sound. I have also included an extra reading activity sheet you can print off. Read the book with your child encouraging pointing to the words, using picture cues and initial sounds to decode unknown words.

Phonic

Revise Jolly Phonic sounds Videos can be found at:

<http://www.youtube.com/watch?v=U2HYM9VXz9k>

Sound of the Week j J

- Tell your child the letter name and the sound it makes
- Find letter j song in the Jolly Phonic Link.
- Practice writing the letter j.
- I have included an extra j phonic sheet

Word of the Week:

- Introduce word '**to**'
- Think of and say a sentence with the word **to** in it.
- As a parent write some short sentences with the word '**was**' in it. E.g. I went to the park. Ask your child to read the sentence and to find the key word.

Make an Easter Card for your Mum, Dad, Granny or Granda.

Maths

This week we are going to look at addition within 10

The following link has a good game to practice addition to 10. I have also included some addition to 10 worksheets.

<https://www.starfall.com/h/addsub/add-machine-1/?sn=math1—matho>

Play a game on Mathletics. <https://login.mathletics.com>

The login details for your child was sent home by parentmail. If you don't have the login details contact me through a private message on facebook page and I will resend.

This week continue with Numbers to 10 all activities and Operations with Numbers- adding to 5.

Religion

Click on the link www.growinlove.ie

Go to the login section on the top right hand corner of the page.
Use the email address: **trial@growinlove.ie** Password: **growinlove**

Click on Primary One and then on Easter and Holy Week. This unit contains three lessons lots of little videos and songs. They children all love this programme and should enjoy working through it.

As this is Holy Week I have included lots of Easter related activities.

I have included this week a little sheet on life skills, see how many you can already do and how many you would like to learn. There are also some play activities you might like to try.

I hope you have a fun week learning at home and you all have a lovely Easter break with your families.

Mrs Collins




Top Dog




Match the pictures with the sentences.



I like the big dog.



I like the little dog.




The dog likes food.



J Phonics Activity Sheet


Find the things that start with the j sound and draw a circle around them. Trace the letter **j** where you see it. Colour the pictures.



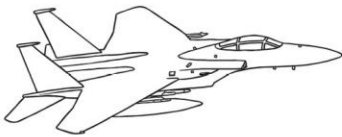
jelly



jam




jug




jet



jumper



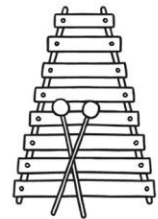
eel



jigsaw




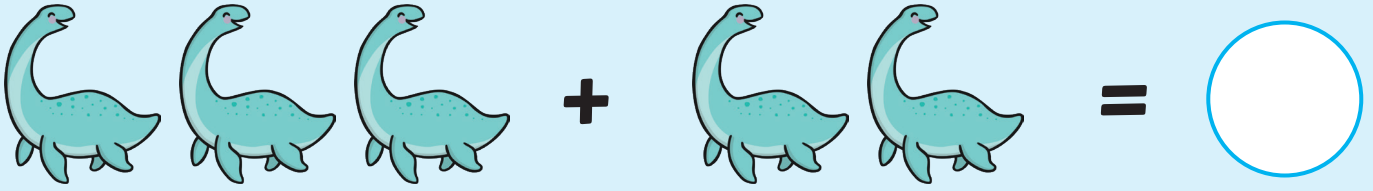
jellyfish



xylophone

Dinosaur Addition

Write down the answers in the circles.



Dinosaur Addition

Write down the answers in the circles.

$$3 + \begin{array}{c} \text{---} \end{array} \begin{array}{c} \text{---} \end{array} = \bigcirc$$

$$1 + \begin{array}{c} \text{---} \end{array} = \bigcirc$$

$$3 + \begin{array}{c} \text{---} \end{array} = \bigcirc$$

$$5 + \begin{array}{c} \text{---} \end{array} \begin{array}{c} \text{---} \end{array} = \bigcirc$$


$$5 + \begin{array}{c} \text{---} \end{array} \begin{array}{c} \text{---} \end{array} \begin{array}{c} \text{---} \end{array} \begin{array}{c} \text{---} \end{array} \begin{array}{c} \text{---} \end{array} = \bigcirc$$

Dinosaur Addition


Write down the answers in the circles.

 $3 + 2 = \bigcirc$

$\bigcirc + 2 +$  $= 4$

 $3 + \bigcirc = 5$

$1 + 3 +$  $= \bigcirc$

 $5 + 5 = \bigcirc$